



Firmatop: for a solid night's sleep!

Firmatop
turns your too-soft
mattress into the sleep
surface you've always
dreamed of!



**Can't sleep because your
mattress is TOO SOFT?**


Did you purchase a pillow-top mattress
only to find out that it was not the
perfect sleep surface for you?

Did you find:

- The mattress was just a bit too soft?
- Your back ache got worse rather than better?
- You became hot when you slept?

You are not alone! While a soft bed sounds like a
good idea and feels great when you first lie down, for
many people it simply does not work for a full
night's sleep.

There are toppers that make a firm mattress softer,
but until now there has been no way to firm up that
too-soft mattress. Now you can adjust that soft
mattress with Firmatop! Finally, a way to make
your mattress firmer. You CAN have the
comfort you want and the support you
need!



**This patented revolutionary
new product will firm up
your mattress in minutes!**

This simple solution applies Zoned
Compression Technology to transform
your mattress from too soft to just
right!

Like a girdle, Firmatop wraps snugly around your
mattress, thereby increasing density and firmness
and removing unwanted fluff, lumps and bumps.

You control the compression by adjusting the
Velcro closure strips. If your sleeping partner has
a different preference simply adjust that side from
zero to ten.

*"This thing really
works! I slept better the
first night!"*
John T., Boca Raton, FL





***Don't replace your mattress ~ save thousands with Firmatop!
Incredible value price of \$199***

Patented technology! US Patent No. 7340788



Application Instructions



1.) Remove all bedding, including mattress cover.

2.) Remove mattress from box springs. Remove the Firmatop from its bag. Open it and locate the end with multiple strips of soft-sided Velcro. Place the Firmatop on top of the box springs with these multiple Velcro strips at the foot end of the bed, and the strips themselves facing DOWN (facing the floor). Smooth the remaining Firmatop out over the box springs. There will be a long segment of it hanging over the head end.

3.) Place your mattress on top of the Firmatop-covered box springs. Pick up the head end of the Firmatop.

4.) Pull the head end of the Firmatop over the top of the mattress, down to the foot of the bed. Near the end of the Firmatop you will find a single strip of “sticky” Velcro; remove its protective strip.

5.) Standing at the foot of the bed, close the Firmatop around the mattress by pulling the lower end UP across the foot of the mattress and TIGHTLY closing the upper end down over it, securing with the Velcro strips. Pull tightly for firm compression. Adjust as desired.

Your mattress is now firmed up and ready for placement of mattress cover and bedding. Now..... get ready to enjoy
A SOLID NIGHT'S SLEEP!